

**SAC-4P-M12MSD/ 2,0-931**

Order No.: 1569391


<http://eshop.phoenixcontact.de/phoenix/treeViewClick.do?UID=1569391>

Bus system cable, 4-position, PUR, halogen-free, water blue RAL 5021, shielded, Plug, straight M12, D-coded, on Free conductor end, Cable length: 2 m

**Ethernet****Product notes**

WEEE/RoHS-compliant since:  
12/20/2007

**Commercial data**

GTIN (EAN)	 4 046356 336208
sales group	D117
Pack	1 pcs.
Customs tariff	85444290
Catalog page information	Page 381 (AX-2009)

<http://www.download.phoenixcontact.com>  
Please note that the data given here has been taken from the online catalog. For comprehensive information and data, please refer to the user documentation. The General Terms and Conditions of Use apply to Internet downloads.

**Technical data****General data**

Rated current at 40°C	4 A
Rated voltage	60 V
Number of positions	4

Volume resistance	$\leq 5 \text{ m}\Omega$
Insulation resistance	$\geq 100 \text{ M}\Omega$
Length of cable	2 m
Stripping length of the free conductor end	50 mm
Ambient temperature (operation)	-25 °C ... 90 °C (Male connector / female connector)

#### General characteristics

Coding	D - data
Surge voltage category	II
Pollution degree	3
Degree of protection	IP65/IP67/IP69K
Insertion/withdrawal cycles	$\geq 100$
Contact material	CuSn
Contact surface material	Ni/Au
Contact carrier material	PA 66
Material of grip body	TPU, hardly inflammable, self-extinguishing
Material, knurls	Zinc die-cast, (nickel-plated)
Status display	No

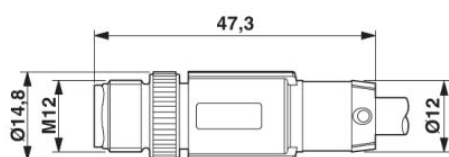
#### Conductor data

Cable type	Ethernet
Cable type (abbreviation)	93E
Conductor cross section	0.14 mm <sup>2</sup>
AWG signal line	26
Conductor structure signal line	7x 0.15 mm
Core diameter including insulation	1.05 mm
External cable diameter	6.70 mm
Wire colors	White-green, white-orange
External sheath, color	water blue RAL 5021
Insulation resistance	$\geq 5 \text{ G}\Omega \cdot \text{km}$
Conductor resistance	$\leq 150 \text{ }\Omega/\text{km}$
Transmission characteristics (category)	CAT5 (IEC 11801:2002), CAT5e (TIA 568B:2001)
Working capacitance	42 pF
Wave impedance	100 $\Omega \pm 5\%$ (At 100 MHz)
Signal speed	0.72 c
Shield attenuation	60 dB (Up to 1000 MHz)

Coupling resistance	5.00 mΩ/m (At 10 MHz)
Nominal voltage, conductor	max. 125 V
Test voltage, conductor	1000 V
Twisted pairs	2 cores to the pair
Type of pair shielding	Aluminum-lined polyester foil
Overall twist	Two pairs with two fillers to the core
Shielding	Tinned copper braided shield
Outer sheath, material	PUR
Material conductor insulation	Cell PE
Conductor material	Bare Cu litz wires
Cable weight	42 kg/km
Smallest bending radius, movable installation	34 mm (cable, flexible installation)
Special properties	Free of substances which would hinder coating with paint or varnish
Flame resistance	complying with IEC 60332-2-2
Halogen-free	complying with IEC 60754-1/2
Resistance to oil	in accordance with DIN EN 60811-2-1
Other resistance	Microbe resistance as per VDE 0282 section 10 Hydrolysis resistance as per DIN 53504
Concentration of fumes	in accordance with IEC 61034

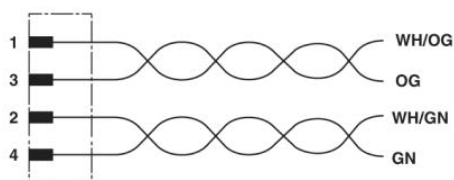
### Diagrams/Drawings

#### Dimensioned drawing



M12 x 1 male connector, straight, shielded

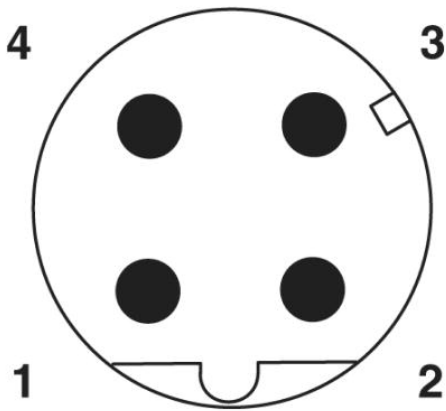
#### Circuit diagram



Contact assignment of the M12 plug

Schematic diagram

---



Pin assignment M12 male connector, 4-pos., D-coded, male side

**Address**

PHOENIX CONTACT Deutschland GmbH  
Flachmarktstr. 8  
32825 Blomberg, Germany  
Phone +49 5235 3 12000  
Fax +49 5235 3 41200  
<http://www.phoenixcontact.de>



© 2011 Phoenix Contact  
Technical modifications reserved;