



Microwave Ceramics

Series/Type: A760

The following products presented in this data sheet are being withdrawn.

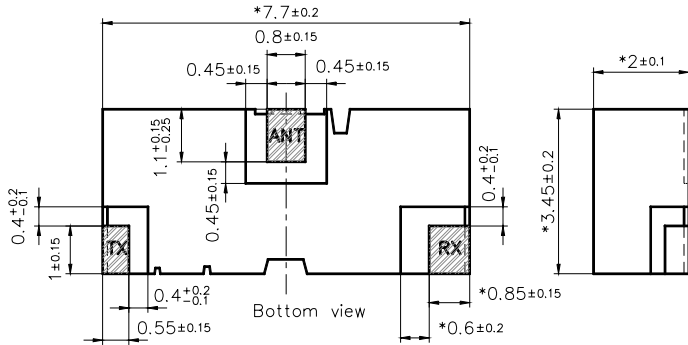
Ordering Code	Substitute Product	Date of Withdrawal	Deadline Last Orders	Last Shipments
B69967N2047A760	B39212B7646B310	2008-01-25	2008-09-30	2008-12-31

For further information please contact your nearest EPCOS sales office, which will also support you in selecting a suitable substitute. The addresses of our worldwide sales network are presented at www.epcos.com/sales.

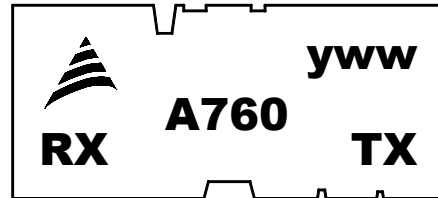
7-Pole Duplexer for WCDMA
Preliminary Data Sheet

B69967N2047A760

Component drawing



marking

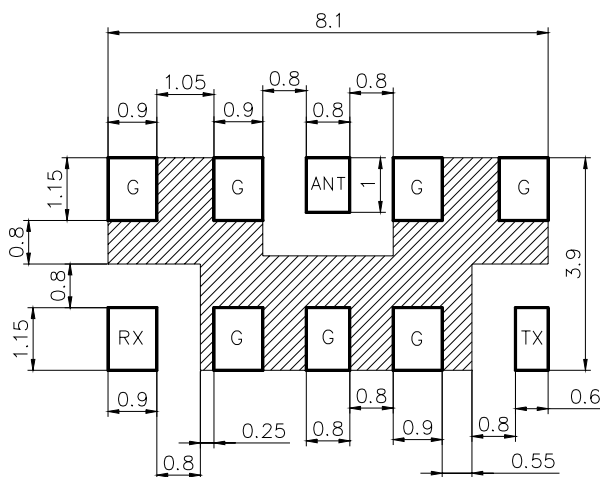





y= calendar year
w= calendar week
e.g.: 427= calendar year 2004,
calendar week 27

*depending in final pressing tool

View from below onto the solder terminals and view from beside

Recommended footprint



-  TX, RX, ANT, G solder pads
-  ground area below solder resist with vias to second ground layer
-  I/O connected to lines with an impedance of 50 Ohm
- Standard condition** FR4 material
permutivity : 4.4
preferred thickness : 0.3
Vias: Ø0.3mm / mm²
For other thickness correlation might be necessary

- will be fixed acc. to final pressing tool

ISSUE DATE	29.06.04	ISSUE	P3	PUBLISHER	SAW MWC PD	PAGE	2/5
------------	----------	-------	----	-----------	------------	------	-----



Preliminary Data Sheet

Characteristics Receiver

		min.	typ.	max.	
Center frequency	f_C	-	2140	-	MHz
Insertion loss	α_{IL}		1.3	1.6	dB
Passband	B	60			MHz
Amplitude ripple (peak - peak)	$\Delta\alpha$			0.9	dB
Standing wave ratio	SWR			1.9	
Impedance	Z		50		Ω
Power	P_{avg}			0.8	W
Attenuation	α				
	at DC to 1790 MHz	35 *			dB
	at 1790 to 1920 MHz	30			dB
	at 1920 to 1980 MHz	50			dB
	at 1980 to 2025 MHz	20			dB
	at 4030 to 4150 MHz	23 *			dB
	at 5950 to 6000 MHz	33 *			dB

*depending on final pressing tool and final layout

Characteristics Transmitter

		min.	typ.	max.	
Center frequency	f_C	-	1950	-	MHz
Insertion loss	α_{IL}		1.1	1.4	dB
Passband	B	60			MHz
Amplitude ripple (peak - peak)	$\Delta\alpha$			0.6	dB
Standing wave ratio	SWR			1.8	
Impedance	Z		50		Ω
Power	P_{max}			1.0	W
Attenuation	α				
	at DC to 1000 MHz	40			dB
	at 2110 to 2170 MHz	42			dB
	at 2400 to 2550 MHz	40			dB
	at 3840 to 3960 MHz	33 *			dB
	at 5760 to 5940 MHz	23 *			dB

*depending on final pressing tool and final layout

Isolation Tx – Rx

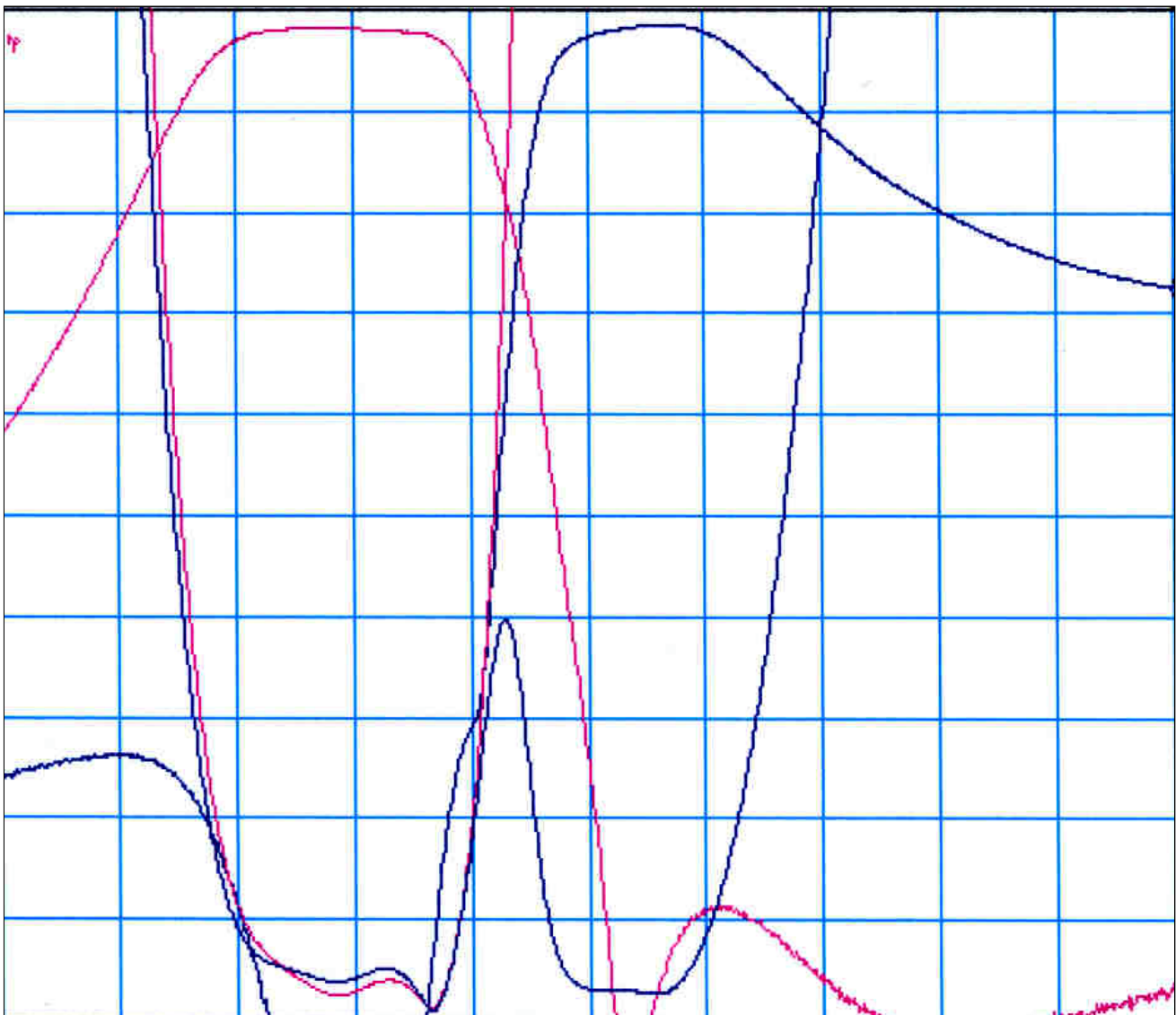
		min.	typ.	max.	
Attenuation	α				
	at 1920 to 1980 MHz	50			dB
	at 2110 to 2170 MHz	45			dB

ISSUE DATE	29.06.04	ISSUE	P3	PUBLISHER	SAW MWC PD	PAGE	3/5
------------	----------	-------	----	-----------	------------	------	-----

Maximum ratings

IEC climatic category (IEC 68-1)	- 40/+ 90/56	
Operating temperature	T_{op} -40 / +85	°C

Typical passband characteristic



7-Pole Duplexer for WCDMA
Preliminary Data Sheet

B69967N2047A760

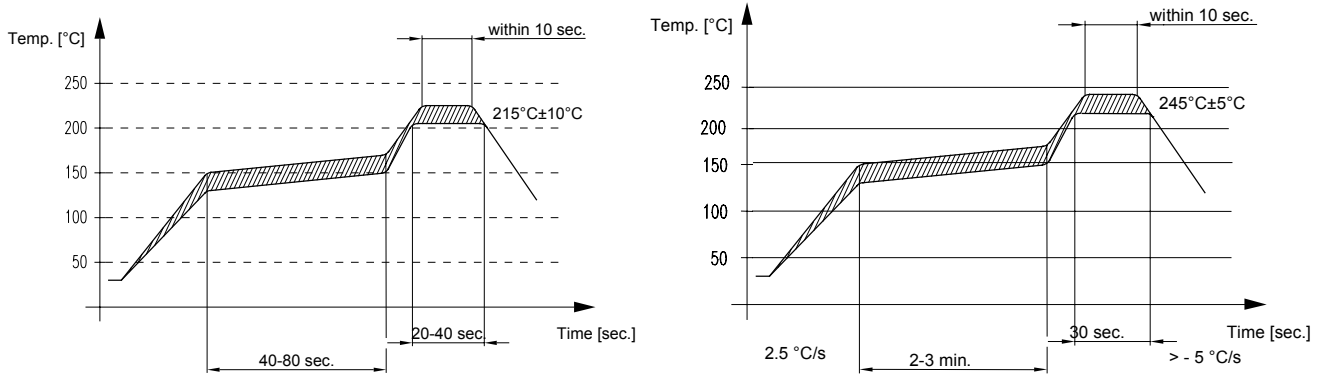
Processing information

- Wettability to IEC 68-2-58: ≥ 75% (after aging)

Soldering Requirements

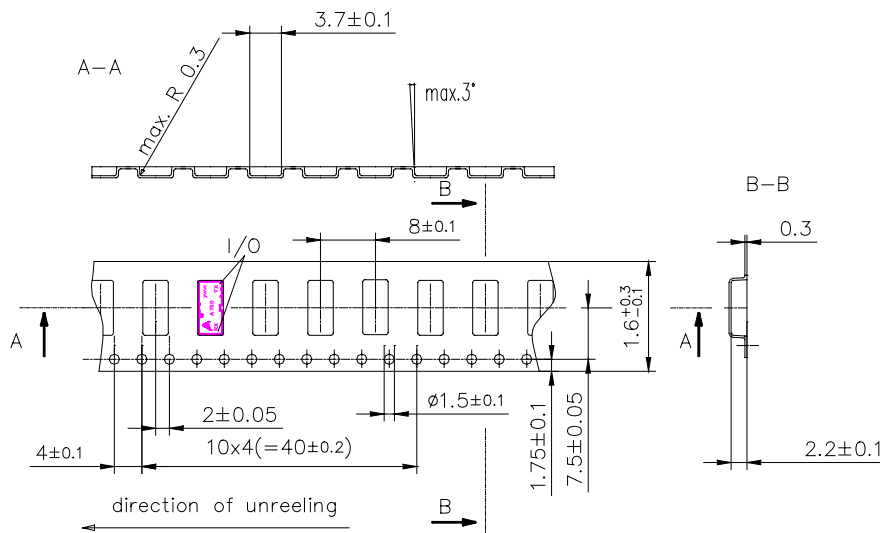
	Profile for eutectic SnPb solder paste	Profile for leadfree solder paste	
Soldering type	reflow	reflow	
Maximum soldering temperature (measuring point on top surface of the component)	235 (max. 2 sec.) 225 (max. 10 sec.)	260 (max. 2 sec.) 250 (max. 10 sec.)	°C °C

Recommended soldering conditions (infrared):



Delivery mode

- Blister tape acc. to IEC 286-3, polyester, grey
- Pieces/tape: 3000



© EPCOS AG 2001. All Rights Reserved. Reproduction, publication and dissemination of this data sheet, enclosures hereto and the information contained therein without EPCOS' prior express consent is prohibited.

The information contained in this data sheet describes the type of component and shall not be considered as guaranteed characteristics. Purchase orders are subject to the General Conditions for the Supply of Products and Services of the Electrical and Electronics Industry recommended by the ZVEI (German Electrical and Electronic Manufacturers' Association), unless otherwise agreed.

ISSUE DATE	29.06.04	ISSUE	P3	PUBLISHER	SAW MWC PD	PAGE	5/5
------------	----------	-------	----	-----------	------------	------	-----