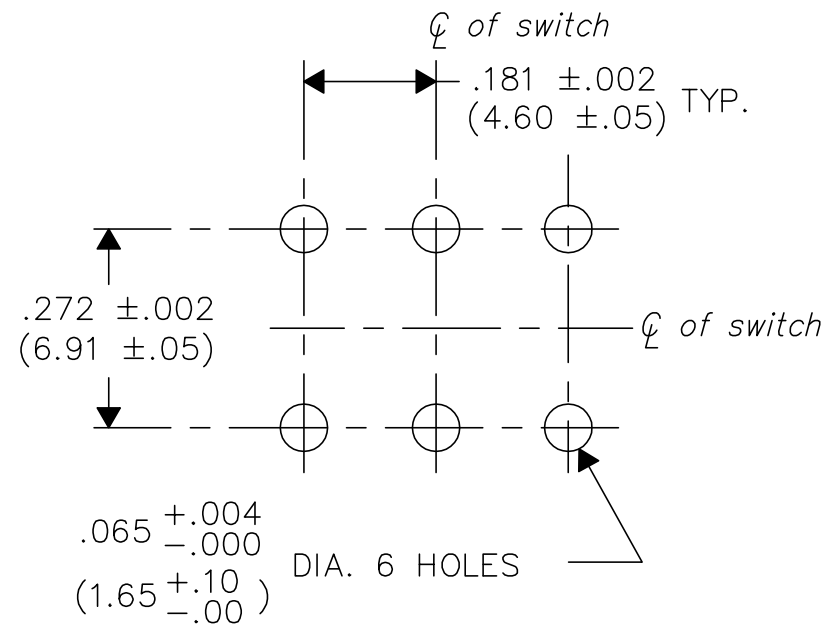
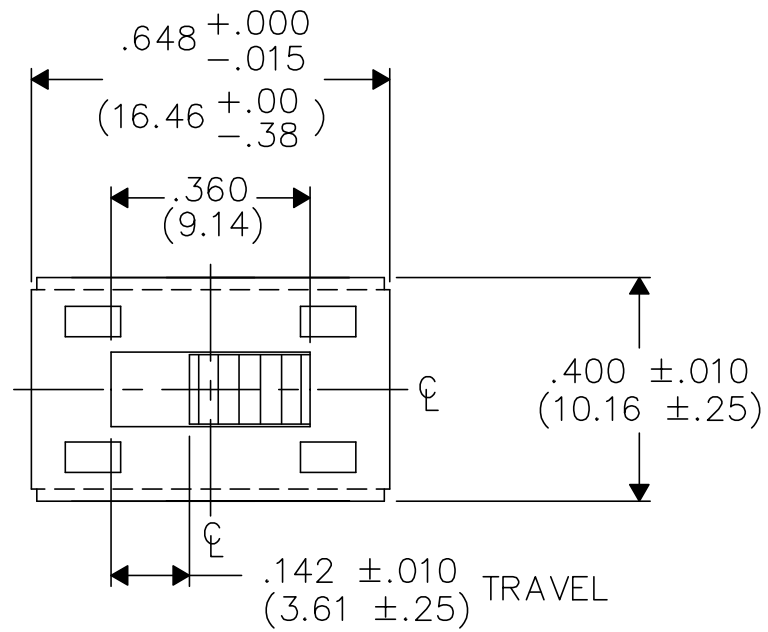
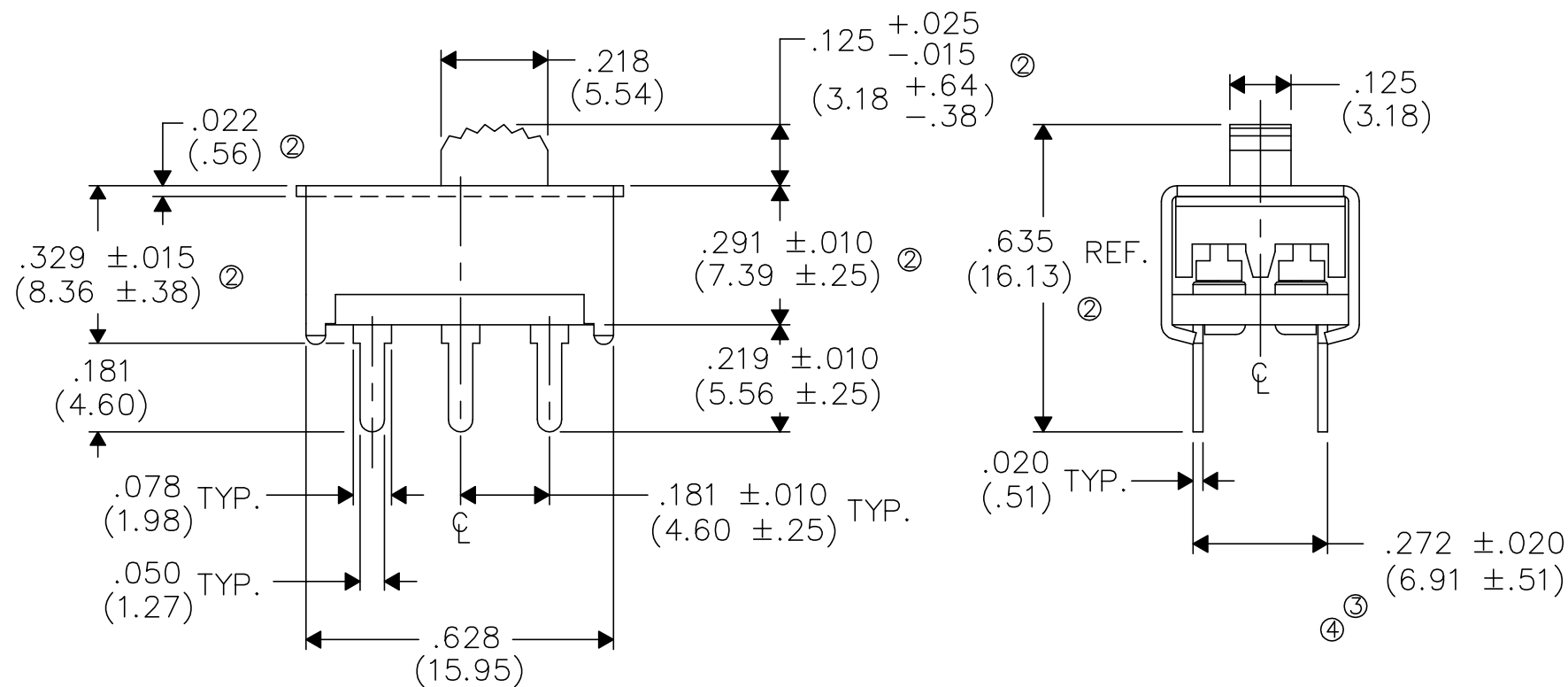


P.C. LAYOUT



NOTE:

1. Dimensions shown in () are in millimeters.



FORM-B

REVISIONS

0	RELEASED DGW 2-17-95 CH 2-22-95
1	REVISED DWG. TO SHOW BUTTON G-02-549. .305 WAS .125 & .809 WAS .629. ADDED .055. DGW 3-07-95 GG 3-08-95
2	REVISED & REDRAWN, ADDED NEW BUTTON STYLE & NEW HOUSING THK..125 WAS .305, .291 WAS .285. .329 WAS .323 & .635 REF. WAS .809 REF., .022 WAS .016 & REMOVED .055. DGW 4-18-95 GG 4-19-95
3	.272 REF. WAS .292±.020. DGW 8-03-95 GG 8-03-95
4	.272±.020 WAS .272 REF. ON SIDE VIEW. DGW 5-07-97 5-12-97

PDF File Made

CW INDUSTRIES Southampton, Pa. 18966	
TOLERANCES UNLESS OTHERWISE SPECIFIED	
2 Place decimal ±.010	METRIC
3 Place decimal ±.005	1 Place dec. ±.25mm
Angles ± 1°	2 Place dec.±.13mm
Made for: CW IND.	Division: SWITCH
Drawn by: DGW 2-17-95	Dwg. No. GF-126-0317
Checked by: GG 4-19-95	
Approval: CH 4-19-95	

Title: SWIDGET ASSEMBLY
D.P. - D.T.
RAD. KNURL